

Little Heart

Stitches Used:

ch: chain

sc: single crochet

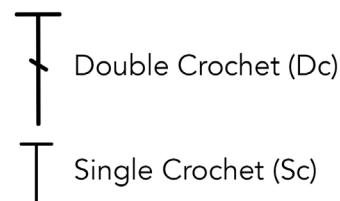
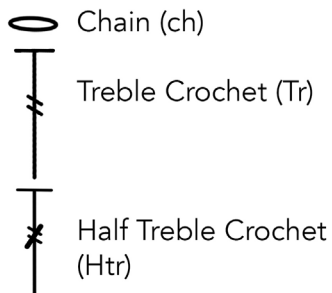
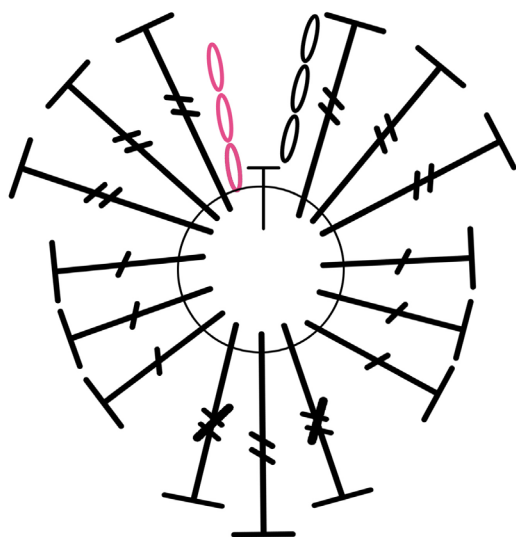
dc: double crochet

tr: treble crochet

htr: half treble crochet

Instructions:

1. Make the magic ring and ch 3
2. In magic ring, work 3 treble, 3 dc, 1 half treble, 1 treble, 1 half treble, 3 dc, 3 tr, ch 3
3. Tighten up the magic ring a little, sc into ring, pull circle tight; fasten off leaving about 6" for weaving in ends.



HANDMADE
by *Stacy J*